Recommended P.C.B.
Hole Layout

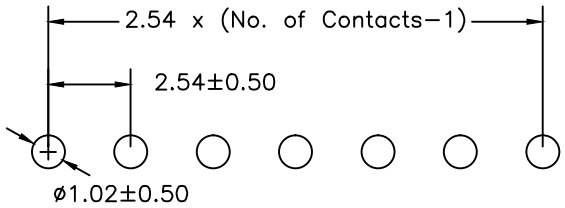

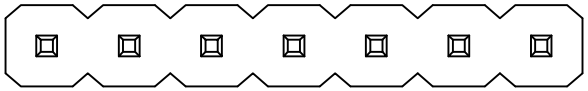

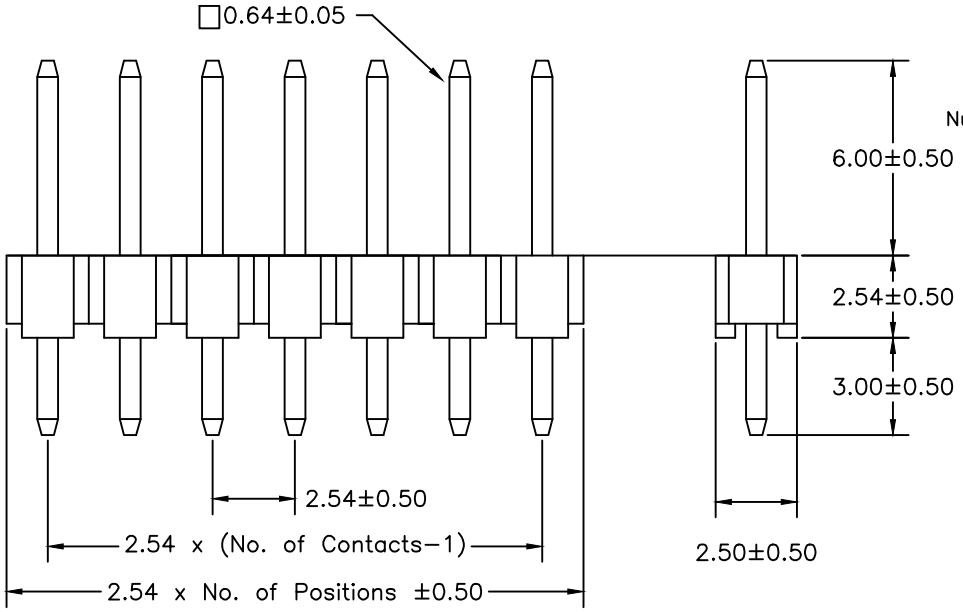

SPECIFICATIONS

Current Rating: 3 Amps
Insulator Resistance: 5000 Megohms min.
Contact Resistance: 20 m ohms max.
Dielectric withstanding: AC 1000V
Operating Temperature: −40°C~+105°C
Contact Material: Copper Alloy
Insulator Material: Polyester, UL 94V−0
◎Standard: Nylon−6T
Finish: Tin, Gold or Duplex Plating
◎Standard: Gold Flash all over
Duplex Plating: Gold Plated on contact area
Tin Plated on solder area

LHY−XXS−XX−060/030−FG

- Number of Contacts
- Contact Plating
- Pin Length in mm
  A=6.0mm/B=3.0mm Standard
  Other Lengths Avail.
- FG: High Temp RoHS Compliant

Contact Plating

Definition			Code
◎ Tin plated:			VA
◎ Gold plated:			
flash	VB	10μ"	VE
3μ"	VC	15μ"	VF
5μ"	VD	30μ"	VJ
◎Duplex plating:			
flash	VK	10μ"	VP
3μ"	VL	15μ"	VN
5μ"	VM	30μ"	VU
◎Standard: VB			

3	LHY−XXS−X −060/030−*	VERSION	LHY−XXS−XX −060/030−FG	08/24/08
2	XHY−XXS−X −060/030	VERSION	LHY−XXS−X −060/030−*	10/14/05
1	XPHB1−XXS− XXX−6/3	VERSION	XHY−XXS−X −060/030	01/16/01
1	XPHB1−XXS− XXX−6/3	VERSION	XHY−XXS−X −060/030	01/16/01

APTOS Technology CONFIDENTIAL
This document, and all information it contains, are the confidential, propriatary property of APTOS Technology. Disclosure, duplication or distribution of this document, or any information it contains, in whole or part, without prior written permission from APTOS Technology is strictly prohibited

GENERAL TOLERANCE UNLESS OTHERWISE SPECIFIED

XXX.	± X	.XX	± X
XX.	± X	.XXX	± X
X.	± X	X.°	± X°
.X	± X	.X°	± X°

REV.	1	DRAWN	08/24/08
DATE	08/24/08	CHECKED	
SCALE	5:1	APPROVED	
UNIT	mm		

APTOS TECHNOLOGY

LHY Series
2.54mm Pin Header − Straight

PRODUCT NO. LHY−XXS−X−A/B−G

SIZE A4

FILE NAME: LHY S LF APD.DWG